



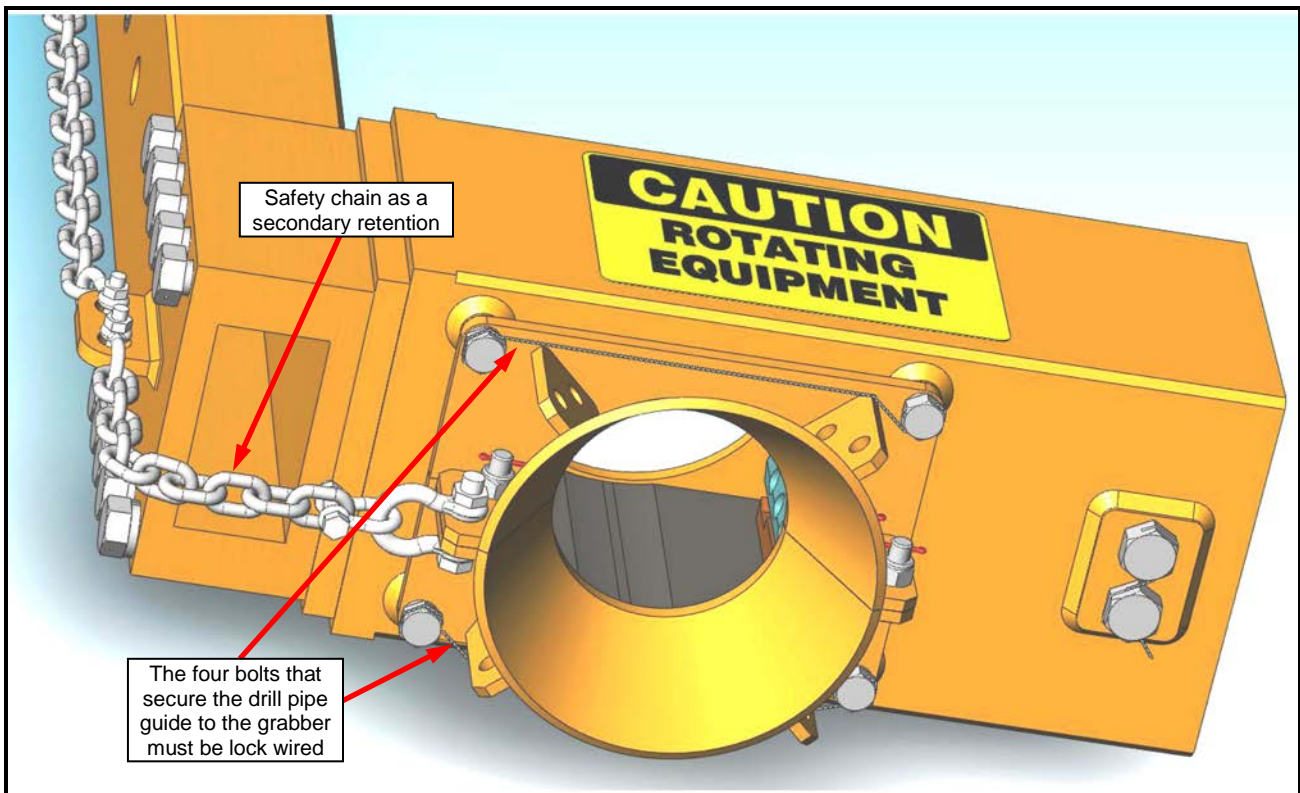
Safety Bulletin			 Tesco Corporation 5616 – 80th Avenue SE Calgary, Alberta, Canada T2C 4N5 Tel: 1-877-TESCO-77 (North America) Tel: 1 (713) 359-7195 (AMSS 24-hour support) Tel: 1 (713) 359-7295 (International) Email: bulletins@tescocorp.com www.tescocorp.com www.tescoparts.com
No: SB035	Rev: 1	Date: April 1, 2013	
Lock Wiring of Bolts on Drill Pipe Guides			 TESCO ®

BACKGROUND INFORMATION:

On several TESCO Top Drive Systems the drill pipe guide has been installed without lock wiring on the four bolts attaching the guide to the bottom plate of the grabber box. It has been found that the drill pipe guide does not have drilled holes near the bolt holes to secure the lock wire.

AFFECTED PRODUCT:

All TESCO Top Drive products including HC, HS, HMI, HCI, HXI, ECI, EMI, and EXI may be affected. The figure below demonstrates the location of the potentially affected parts.



ACTION REQUIRED:

Visually inspect the drill pipe guide in the locations noted in the above illustration. If the four bolts that secure the drill pipe guide to the grabber are lock wired, the top drive is not affected and no action relating to this bulletin is required. If those bolts are not lock wired, the top drive is affected.

Version	Date (D/M/Y)	ECN	Description of changes
Rev 0	04/12/2007		Initial release of document
Rev 1	02/04/2013	157-0035	Update illustration to show lock wired bolts on drill pipe guide

Copyright © 2013 Tesco Corporation. TESCO® is a registered trademark in the United States and Canada. TESCO CASING DRILLING® is a registered mark in the United States. CASING DRILLING® is a registered mark in Canada and CASING DRILLING™ is a trademark in the United States. Casing Drive System™, CDS™, Multiple Control Line Running System™ and MCLRS™ are trademarks in the United States.

Check the following parts on the top drive and in any spare parts inventory.

Description	Part No.	Serial No.	Mfg. Date
Guide, Split, 6-3/4" Drill Pipe, ECI/EMI/EXI/HCI/HXI	8987	All	All
Guide, Split, 6-3/4" Drill Pipe, HMI	5804	All	All

If there are no drilled holes near the bolt holes on the drill pipe guide body to secure the lock wire, order the correct parts or drill lock wire holes in the drill pipe guide body according to the following drawings:

- Drawing: 39230361 Rev.1 for part 5804
- Drawing: 33530250 Rev.1 for part 8987

The four bolts for mounting the drill pipe guide to the grabber must be lock wired immediately.

Ensure that the bolts used to mount the drill pipe guides to the grabber have drilled heads to allow for lock wiring. Drilled bolts of the correct grade are available through a local TESCO Parts and Service center.

Reference Standards document STD0045 for more information on lock-wiring.

Version	Date (D/M/Y)	ECN	Description of changes
Rev 0	04/12/2007		Initial release of document
Rev 1	02/04/2013	157-0035	Update illustration to show lock wired bolts on drill pipe guide

Copyright © 2013 Tesco Corporation. TESCO® is a registered trademark in the United States and Canada. TESCO CASING DRILLING® is a registered mark in the United States. CASING DRILLING® is a registered mark in Canada and CASING DRILLING™ is a trademark in the United States. Casing Drive System™, CDS™, Multiple Control Line Running System™ and MCLRS™ are trademarks in the United States.